



A N O K A M A S O N I C L O D G E # 3 0 A . F . & A . M .

Address: 1900 3rd Ave. Anoka, MN, 55303 Phone: (763) 421-3357

Greetings from the East!

Brothers, after another Grand Lodge Communication I begin to think about our fraternal ties. The relationships we make with Brothers both near and far. Some we only see once a year at these events, while with others we get to sit and talk and perhaps share a cocktail.

It has been often said that we do more Masonry in the times that we gather to break bread or in our lodge and I find this is always true. Maybe it's because we are relaxed or just less focused on business and so we can discuss and share the ideas that develop into plans and then become activities.

I enjoy the conversations I share with Brothers, no matter if it's about the lodge, our avocations or just those things we like to do in our spare time. Getting to know my Brothers as people helps me understand some of the things they do or say or how they may react to things.

I have been blessed that Brothers reach out to me for advice and to share their fears and concerns about life, the lodge or whatever, and I would hope that if any of you have things on your mind you would reach out and discuss them. I read folks pretty well but I can't read minds and so I hope that you can be patient with me and help me in doing the work of the lodge.

We now have five new Brothers in this lodge, all nervous, excited, perhaps a little intimidated by all these new men who they now can call Brothers and I hope you will continue to reach out to them, get to know them and they you, for you too were once in their place and know how difficult it can be to be in that position.

I would like to challenge each of you to pick a Brother whom you don't really know and sit with him at the next Stated Meeting or Degree dinner and get to know them.

We are stronger as a lodge when we do this and as we all know the lodge is not the building, but we the members in it and if we know one another better, if we understand one another better and if we like one another more, the lodge can do and overcome anything.

Terrance M Schaffer
Worshipful Master



Anoka Lodge Officers serving at the OES Appreciation Dinner!

Greetings from the West!

What an exciting month it has been so far! We have had nice weather and everything ramping up at lodge with events, 5 new entered apprentices starting their Masonic journey. Please welcome them when you attend lodge and introduce yourselves to them.

On April 19th 2017 I sat in the east for the first time. All I can say is that I extremely nervous and worried about the work and if I would be able to do it good enough. I knew that it wouldn't be perfect nor easy but I toughed it out and proudly sat up there and did as good of a job as I could with my stomach tied into knots and shaking like a leaf on a tree but creating memories for our newest brothers and myself. I know that anything is difficult the first time and that I will improve myself in masonry and look forward to that same feeling the next time in September. What a rush!

With the nice weather also comes the BBQ season! You will definitely see more of me in the public eye the next few months with all of the charity, lodge, and city events that the Bones Brothers do for our masonic and public community. You can always find our whereabouts in the S&C, website, and Facebook page. I am the proud pit boss of the lodge's BBQ team. We do have our first summer event which is the 2nd Annual BBQ Sampler event on May 20th from 5pm-7pm at the lodge dining hall. Please e-mail Sampler@bonesbrothers.org or call 612-587-2663 to reserve your tickets today!

If you would like any information about The Bones Brothers BBQ, please contact us and we would be happy to have you help with one of the events, help with one of your events or explain what we have done or do for our communities through tasty food.

Lastly, I would like to share with you a poem that I found online the other day:

BE AN ACTIVE MEMBER

Be an active member, the kind that would be missed.

Don't be just contented that your name is on the list.

Do attend the meetings and mingle with the crowd; Don't stay home and crab both long and loud.

Don't leave work for just a few and gripe about the clique.

And take time out to visit a member who is sick. There is quite a program scheduled that means success if done, and it can be accomplished with the help of everyone.

So attend the meetings regularly and take an active part and help with hand and heart, Be an active member and take an active part.

Think this over, member are we right or wrong? Be an active member, don't just belong.

**Tony Heimer
Senior Warden**



Our Newest EA's at Anoka Lodge

Greetings from the South!

Why the 47th Problem of Euclid part 2.

How to Square your Square

The 47th Problem of Euclid, also called the 47th Proposition of Euclid, or the Pythagorean Theorem, is represented by what appear to be 3 squares.



To non-Freemasons, the 47th Problem of Euclid may be somewhat mysterious. Most wonder at the significance of this strange looking, 3-box symbol on a piece of Masonic jewelry.


What Are These 3 Black Boxes and Why Are They Important to Freemasons?

We are told that Euclid, (the Father of Geometry), who lived several hundred years after Pythagoras, worked long and hard to solve the 3:4:5: ratio puzzle. It is said by some that he then sacrificed a hecatomb (a sacrificial offering to God of up to 100 oxen or cattle). However, historically, it is believed that the Egyptians and Babylonians understood the mathematical usefulness of the 3:4:5 ratio long before Euclid. The math is the key to understanding this symbol's broader and universal meaning.

The Pythagorean Theorem, also known as the 47th Problem of Euclid or 3:4:5:

"In any right triangle, the sum of the squares of the two sides is equal to the square of the hypotenuse." (the hypotenuse of a right triangle...which is the longest "leg" ...or the 5 side of the 3:4:5:).

The Right Triangle, below, shows the sides of 3, 4 and 5. The angle created between the 3 (side) and the 4 (side) is the Right angle of the square. A little later, when we begin to build it, (with sticks and string), you will place your sticks at the 3 corners of this Right triangle.



The square of 3 is 9.
The square of 4 is 16. The sum of 9 and 16 is 25.
(25 represents the hypotenuse).

The square root of 25 is 5.

Therefore, the ratio is written: 3:4:5:

When we write down the square of the 1st four numbers (1, 4, 9 and 16), we see that by subtracting each square from the next one, we get 3, 5 and 7.

Ok, let's try it.

1, 4, 9, 16

$$4-1 = 3$$

$$9-4 = 5$$

$$16-9 = 7$$

3:5:7: These are the steps in Masonry. They are the steps in the Winding Stair which leads to the Middle Chamber and they are the number of brethren which form the number of Master Masons necessary to open a lodge of:

Master Mason: 3

Fellow Craft: 5

Entered Apprentice: 7

These are the sacred numbers.

OK, stay with me now...the major math is over.

The essence of the Pythagorean Theorem (also called the 47th Problem of Euclid) is about the importance of establishing an architecturally true (correct) foundation based on use of the square.

Why is this so important to speculative Masons who only have a symbolic square and not the actual square (the tool) of an operative Mason? The 47th Problem of Euclid is the mathematical ratio (the knowledge) that allows a Master Mason to:

"Square his square when it gets out of square."

...I heard that! You're saying to yourself: "Why is that so important to ME in today's world...unless I'm a carpenter? Home Depot is only a few miles away."

How to Create a Perfect Square using the 47th Problem of Euclid

The knowledge of how to form a perfect square without the slightest possibility of error has been accounted of the highest importance in the art of building from the time of the Harpedonaptae, (and before). Harpedonaptae, literally translated, means "rope stretchers" or "rope

fasteners" of ancient Egypt (long before Solomon's Temple was built).

The Harpedonaptae were architectural specialists who were called in to lay out the foundation lines of buildings. They were highly skilled and relied on astronomy (the stars) as well as mathematical calculations in order to form perfect square angles for each building. In the Berlin museum is a deed, written on leather, dating back to 2000 B.C. (long before Solomon's time), which tells of the work of these rope stretchers.

Historically, a building's cornerstone was laid at the northeast corner of the building. Why in the northeast?

The ancient builders first laid out the north and south lines by observation of the stars and the sun...especially the North Star, (Polaris), which they believed at that time to be fixed in the sky. Only after laying out a perfect North and South line could they use the square to establish perfect East and West lines for their foundations. The 47th Problem of Euclid established those true East and West lines, so the rope stretchers could ascertain a perfect 90 degree angle to the North/South line which they had established using the stars.

If you'd like to perform this yourself, it is actually quite easy...and once you get the necessary pieces together, would be a great "Show-and-Tell" educational instruction piece within your lodge.

The instructions are below, but it is easier to follow the instructions in a step-by-step manner (with string and sticks in hand) than it is to only read them for a complete understanding.

Better still, print numbers 1 through 4, below and then get your sticks and your string ready. When you finish, you, too, will probably cry "Eureka!", ...just as I did.

The 47th Problem of Euclid, Unlike the Harpedonaptae, you have no way to establish true North and South...unless you use a compass. But a compass isn't necessary for this demonstration.


However, you WILL be able to create a perfect square...with only sticks and string, just as our ancestors did.

You will need 4 thin sticks which are strong enough to stick them into soft soil, 40 inches of string and a black magic marker. Actually, any length will work, but this size is very manageable.

The larger the foundation which the Mason wished to build, naturally, the longer his rope (string) would have to be.

1. Place your 1st stick flat on the ground so that its ends point north and south.
2. Next, take a string (it's much more unwieldy if you use rope) and tie knots in it 3 inches apart. This will divide the string into 12 equal divisions. Tie the 2 ends of the string together (this is your 12th knot), again, remember that from knot-to-knot must be 3 inches apart. The divisions between knots must be correct and equal or it will not work. Your string's total length is 36". After you've tied the end-to-end knot, you may cut off the excess 4" of string.

If you have more than 4" of string left or less than 4" of string left, you need to re-measure the lengths between your knots. Your string is now circular in shape and has 12 knots and 12 divisions between the knots. (see the Right Triangle, again, below)




Note: The Operative Masons of old, used rope, however, because much of the length of the rope is within the knot, if you use rope, you must use a longer piece, measure each division, tie your knot, and then measure your next 3 inch division before you cut the length of rope, instead of marking the entire rope while it is lying flat and then tying your knots.

3. Stab your 2nd stick in the ground near either end of your North/South stick and arrange a knot at the stick. Stretch 3 divisions away from it in any direction (9 inches) and insert the 3rd stick in the ground, then place the 4th stick so that it falls on the knot between the 4-part and the 5-part division (12 inches).

This forces the creation of a 3:4:5: right triangle. The angle between the 3 units and the 4 units is, of necessity, a square or right angle.

4. Now, move your 3rd and 4th sticks until they become a right angle (90 degrees) to your North/South stick.

Congratulations! You now have not only the ability to square your square, but to lay a geometrically correct cornerstone for your new foundation!



However, usage of the 47th Problem of Euclid doesn't end here...

**Jeremy Hill
Junior Warden**



Some Anoka Lodge Events in Pictures!



OES Appreciation Dinner!





Grand Lodge Communication!





Lynnhurst Turkey Dinner



Honored Ladies Luncheon



The Officers Table!



The Widows Son Served the Food!



The Past Masters Table!



Selim Grotto Provided Bingo!



Our Carvers!



It was a honor to have the ladies in attendance!

Upcoming Anoka Lodge Events:

- Wednesday, May 3rd – Coffee Clutch 9am
- Wednesday, May 3rd – Anoka Stated Meeting
- Monday, May 15th – Bethel #48 Masonic Honor
- Wednesday, May 17th – Coffee Clutch 9am
- Wednesday, May 17th – FC Degree
- Saturday, May 20th – BBQ Sampler Dinner
- Sunday, May 21st – Pancake Breakfast



Anoka Coffee Clutch:

Please join us on the 1st & 3rd Wednesday of every month for coffee, donuts and fellowship at the lodge. We will be meeting at 9am and stay till the last one leaves.

It is our hope to meet up and perhaps take care of some of those lodge duties that need to get done, including vacuming and dusting upstairs.

Since we no longer have offical cleaners, it's up to us, it's members to pitch in and keep our home clean. Please come join us for some morning fun.

Please contact WB Dave Emery at 763-755-2431



For more info see lodge calendar or Facebook

Bones Brothers Upcoming Events:

May 20th – BBQ Sampler Dinner (See Flyer)



Father Thomas is the Anoka Lodge Chaplain and Chairman of the Sunshine Committee. If you or someone you know in our Masonic Family is in need of support, please contact him at (612) 702-4770



Stewards Corner!

May 3rd – For our Stated Meeting we will be having a Taco & Fajita Bar in honor of Cinco de Mayo!

March 17th – For the EA Degree we will be dusting off the Grill and having Burgers and Dogs!



**Tim Galvin
Senior Steward**



Job's Daughters of Bethel #48:

Bethel 48 Job's Daughters was well represented at Grand Bethel 2017. We had 17 daughters and 11 adults attend the state-wide event at Cragun's March 31-April 2.

Bailey Brendel, PHQ of Bethel 48 was crowned Miss Jr Jobie at the banquet Saturday night. Way to go Bailey!

Outgoing MissMNJD Francesca Dimatteo, PHQ of Bethel 48, crowned her successor Olivia Taylor, PHQ from Bethel 32 as Miss MNJD 2017-2018 at the culmination of the "Day at the Beach" pageant.

Courtney Banks from Bethel 28, Duluth, was installed as Grand Bethel Honored Queen, and Jade Mhyrman, also from Bethel 28, was installed as Grand Bethel Senior Princess.

Bethel 48 is also well represented in the Grand Bethel for the coming year, with 7 girls selected and installed. Audrey, Samantha, Megan, GiAnna, Alyssa, Miranda and Kasia were installed as officers. We also had several girls chosen as Grand Representatives for Minnesota to other jurisdictions.

The girls brought their best games in all areas of competition-baking, arts and crafts, photography, written word, instrumental solos, vocal group, monologues, and sign language as well as ritual competition.

In all, Bethel 48 took home 26 awards. Our ritual team won first place, and Bailey and Megan Brendel were chosen as part of the supreme ritual team representing Minnesota at Supreme Session in August.

Everyone at Grand Bethel was thankful for the breakfast on Saturday morning, which was provided by our very own Selim Grotto.

Several members of the Grotto (who were already there with the Bethel) fezzed up, and provided a spread, which included muffins, fruit, granola bars, donuts and juice boxes for all the girls from across the state. Anoka rocks!



Bethel #48 girls at the Grand Bethel Session!



Franny Crowning her Successor!

Wendy Dimatteo

Order of the Eastern Star, Martha Chapter #32



Greetings from Martha Chapter:

It's hard to believe April is over and May is here!

Martha Chapter had a very successful Vendor/Craft Fair on April 1st! Lots of vendors and great shopping. Our next fair is October 21st. Mark your calendar and come visit us. I'm sure there will be some great holiday gifts.

Our first meeting with new officers went well and everyone did a great job! Always good to get the first one out of the way, then it's smooth sailing after that! Right?

On April 20th, we honored our Junior Past Matron, Janet Gilbertson, and Junior Past Patron, Curt Speller. They did a fabulous job throughout their year in the East. A huge Thank You to them!

Minnesota's Eastern Star Grand Chapter's Session is May 4-6. Martha Chapter will be dark for our first May meeting as many will be attending Grand Chapter.

This session is very special to Martha Chapter as our own Peg Oliver will be installed as Worthy Grand Matron. We will have a busy year! CONGRATULATIONS PEG!

At our May 18th meeting we will be honoring mothers. Please join us, as we would love to see you!

Coming up on Friday, June 9th, from 11:00 – 1:00, is our Annual Salad Luncheon. This is always a fun event with many wonderful salads to enjoy along with Martha Chapter's Traditional Turkey Salad, so mark your calendar and come enjoy! The cost is only \$8.00.

Enjoy this wonderful weather, even when it's raining! Everything is waking up!

We look forward to seeing you along the Masonic trail.

**Sharon Barlow
Worthy Matron**

**Brody Martin
Worthy Patron**



OES Appreciation Dinner, put on by the Officers of Anoka Lodge #30!



UNITED GRAND LODGE OF ENGLAND

*Brethren of Anoka Lodge #30 and our entire Masonic Family,
your presence is requested to attend this milestone celebration!*

When: Saturday, June 24th, 2017 at 1pm

Where: Anoka Lodge #30, 1908 3rd Ave. South, Anoka, MN, 55303

*It is our thought that with the forming of the United Grand Lodge of England
300 years ago this year, we should celebrate this historical event of our past.*

*To do so we have invited the Grand Master of Minnesota Masons, MWB John
Studell and other Special Guests to come and speak. (30min total or so)*

*We will have several photo shoots (With Jewels, Aprons and in Suit and Tie)
After which we will have a pot luck picnic in the parking lot, Hot Dogs for all will
be provided but we ask that all those in attendance bring some sort of dish to
share and lawn chairs to sit on.*

*We have invited all Metro West Lodges to Attend as well but either way we will be
putting on this event, even if it is just Anoka Lodge and it's appending bodies.*

Please RSVP to Sweetidiot@Aol.Com so we have a headcount for hotdogs.

We Really hope you will come out and support this event!



Widows Sons, Cryptic Master:

Hello from Chop, President of the Cryptic Master Chapter of the Widows Sons.

We are an appended body, an organization of men that love motorcycles. We meet at Anoka Lodge #30. During April's meeting,

I had the pleasure of initiating Brother Kyle Scott and Brother Myron Crawford. We also are planning to have some T-shirts made. Start saving some \$\$\$ for that!!

On May 11th, we will be having our first ride meeting. A closed meeting will start at 6 pm sharp. Ride starts at 6:30 sharp, all are welcome to join in on the ride.

May 20th, we will be having our Short Ride. We leave at 10am sharp. There will be a lunch, and I hope ice cream. There is a 10\$ donation for this ride. All \$\$\$ go to Widows Fund.

**Widows Sons Cryptic Master
President Chop
763-746-6720**



Our Two Newest Members!

Scottish Rite:



Brothers, Greeting from the Scottish Rite.

It's time for the Spring Reunion, Consistory Feast and "Scotty Awards".

Please come down to support our Brothers as Anoka has 4 finishing their degrees.

The 2nd night of the Spring Reunion is May 11th with the 18th degree - Knight Rose Croix.

The 3rd day of the Spring Reunion is May 13th with the 30th degree - Knight of Kadosh, 31st degree - Inspector Inquisitor, and the 32nd degree - Master of the Royal Secret.

May 18th - We will be having our Consistory Feast and "Scotty Awards". The "Scotty Awards" honor all those performers & people behind the scenes with an "Oscar" type night. This is an open event, wives and friends are welcome. The cost is \$30, with a 5:30pm Social Hour and 6:30pm Dinner.

If you have any interest in joining the Fall class you can fill out a petition now and make sure you are all set. If you want more information about the fall class please feel free to contact me.

**Darren Swenson
Double Eagle, Anoka Lodge #30
Minneapolis Valley of the Scottish Rite.**



Anoka Lodge #30 A.F. & A.M.
1908 Third Avenue South
Anoka, MN, 55303



NONPROFIT ORG
US POSTAGE PAID
ANOKA, MN
PERMIT NO. 79

Return Service Requested

BBQ SAMPLER



All You Can Eat !!

May **20**

ADULTS - \$25
KIDS 6 TO 12 - \$15
5 & UNDER - FREE



BBQ Dinner
5:00 PM to 7:00 PM
ANOKA MASONIC LODGE
1908 3RD AVE, ANOKA



DINNER

Brisket
Ribs
Chicken
Pulled Pork
Beans
Slaw
Mac 'n' Cheese
Cornbread
Cobbler

For tickets and information:
E-mail Sampler@bonesbrothers.org or call 612-587-2663

A Great Event with Great Food!